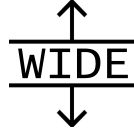


neo Profile



The wide profile is great for illuminating larger objects

The variable 20–45° beam angle also makes it ideal for tight spaces.

Fits all known 3-phase circuit tracks.

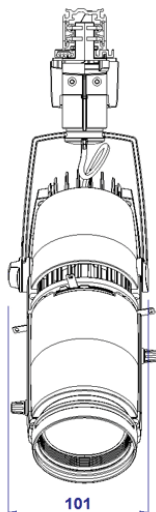
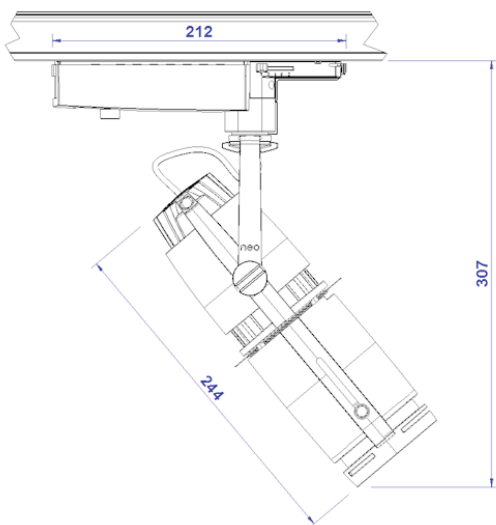
Built in beam shaping shutters provides excellent control.



Description

Neo Profile Narrow is developed for use in museums and art galleries. Every fixture can individually handle all changable variables of the light. With two sliding lenses, you can adjust the size and focus on the light beam.

In addition to the analog and DMX series of Neo, a DALI track version is now available.



TECHNICAL SPECIFICATION

Material	Lamp housing of die-cast magnesium Adapter housing of PBT/PC 10 GF Anti-reflective zoom lenses
Finish	Grey (RAL 9006) Black (RAL 9005) White (RAL 9016)
System	3-phase circuit track (eg. Global Trac, Erco, Zumtobel, iGuzzini, Eutrac and Hoffmeister)
Dimming control	Integrated manual dimmer 0-100% DMX via Lumenradio DMX DALI-version (only for Global Trac PULSE track system or equivalent) Not compatible with mains dimmer
Protection class	IP20
Operating voltage	230V~ 50/60Hz
Power consumption	27W
CRI	95
Color temperature	2700K/3000K/4000K
Beam angle	Adjustable 20–45°
Swivels	>365°
Tilts	>90°
Gobo	E-size (37,5mm)
Features	Filter holder, phase selector lockable pan/tilt
Optional accessories	Gobo holder, gobo patterns

NEO PROFILE WIDE ANALOG

Analog version with built in local dimmer (0-100%)

2700K	<input type="checkbox"/>	NEOPW27C-AH-1	Neo Profile Wide 230V/27W 2700K, Grey	2160lm, CRI 95, 20-45°, 3-phase, dimmer
	<input type="checkbox"/>	NEOPW27C-AH-2	Neo Profile Wide 230V/27W 2700K, Black	2160lm, CRI 95, 20-45°, 3-phase, dimmer
	<input type="checkbox"/>	NEOPW27C-AH-3	Neo Profile Wide 230V/27W 2700K, White	2160lm, CRI 95, 20-45°, 3-phase, dimmer
3000K	<input type="checkbox"/>	NEOPW30C-AH-1	Neo Profile Wide 230V/27W 3000K, Grey	2300lm, CRI 95, 20-45°, 3-phase, dimmer
	<input type="checkbox"/>	NEOPW30C-AH-2	Neo Profile Wide 230V/27W 3000K, Black	2300lm, CRI 95, 20-45°, 3-phase, dimmer
	<input type="checkbox"/>	NEOPW30C-AH-3	Neo Profile Wide 230V/27W 3000K, White	2300lm, CRI 95, 20-45°, 3-phase, dimmer
4000K	<input type="checkbox"/>	NEOPW40C-AH-1	Neo Profile Wide 230V/27W 4000K, Grey	2520lm, CRI 90, 20-45°, 3-phase, dimmer
	<input type="checkbox"/>	NEOPW40C-AH-2	Neo Profile Wide 230V/27W 4000K, Black	2520lm, CRI 90, 20-45°, 3-phase, dimmer
	<input type="checkbox"/>	NEOPW40C-AH-3	Neo Profile Wide 230V/27W 4000K, White	2520lm, CRI 90, 20-45°, 3-phase, dimmer

NEO PROFILE WIDE DMX

DMX (Dimming 0-100%) wireless via Lumenradio CRMX.



2700K	<input type="checkbox"/>	NEOPW27C-AHX-1	Neo Profile Wide 230V/27W DMX 2700K, Grey	2160lm, CRI 95, 20-45°, 3-phase, wireless DMX
	<input type="checkbox"/>	NEOPW27C-AHX-2	Neo Profile Wide 230V/27W DMX 2700K, Black	2160lm, CRI 95, 20-45°, 3-phase, wireless DMX
	<input type="checkbox"/>	NEOPW27C-AHX-3	Neo Profile Wide 230V/27W DMX 2700K, White	2160lm, CRI 95, 20-45°, 3-phase, wireless DMX
3000K	<input type="checkbox"/>	NEOPW30C-AHX-1	Neo Profile Wide 230V/27W DMX 3000K, Grey	2300lm, CRI 95, 20-45°, 3-phase, wireless DMX
	<input type="checkbox"/>	NEOPW30C-AHX-2	Neo Profile Wide 230V/27W DMX 3000K, Black	2300lm, CRI 95, 20-45°, 3-phase, wireless DMX
	<input type="checkbox"/>	NEOPW30C-AHX-3	Neo Profile Wide 230V/27W DMX 3000K, White	2300lm, CRI 95, 20-45°, 3-phase, wireless DMX
4000K	<input type="checkbox"/>	NEOPW40C-AHX-1	Neo Profile Wide 230V/27W DMX 4000K, Grey	2520lm, CRI 90, 20-45°, 3-phase, wireless DMX
	<input type="checkbox"/>	NEOPW40C-AHX-2	Neo Profile Wide 230V/27W DMX 4000K, Black	2520lm, CRI 90, 20-45°, 3-phase, wireless DMX
	<input type="checkbox"/>	NEOPW40C-AHX-3	Neo Profile Wide 230V/27W DMX 4000K, White	2520lm, CRI 90, 20-45°, 3-phase, wireless DMX

NEW!

NEO PROFILE WIDE DALI

DALI (Dimming 1-100%). This luminaire is equipped with a DALI driver for PULSE track.



2700K	<input type="checkbox"/>	NEOPW27C-AHD-1	Neo Profile Wide 230V/27W DALI 2700K, Grey	2160lm, CRI 95, 20-45°, 3-phase, PULSE DALI
	<input type="checkbox"/>	NEOPW27C-AHD-2	Neo Profile Wide 230V/27W DALI 2700K, Black	2160lm, CRI 95, 20-45°, 3-phase, PULSE DALI
	<input type="checkbox"/>	NEOPW27C-AHD-3	Neo Profile Wide 230V/27W DALI 2700K, White	2160lm, CRI 95, 20-45°, 3-phase, PULSE DALI
3000K	<input type="checkbox"/>	NEOPW30C-AHD-1	Neo Profile Wide 230V/27W DALI 3000K, Grey	2300lm, CRI 95, 20-45°, 3-phase, PULSE DALI
	<input type="checkbox"/>	NEOPW30C-AHD-2	Neo Profile Wide 230V/27W DALI 3000K, Black	2300lm, CRI 95, 20-45°, 3-phase, PULSE DALI
	<input type="checkbox"/>	NEOPW30C-AHD-3	Neo Profile Wide 230V/27W DALI 3000K, White	2300lm, CRI 95, 20-45°, 3-phase, PULSE DALI
4000K	<input type="checkbox"/>	NEOPW40C-AHD-1	Neo Profile Wide 230V/27W DALI 4000K, Grey	2520lm, CRI 90, 20-45°, 3-phase, PULSE DALI
	<input type="checkbox"/>	NEOPW40C-AHD-2	Neo Profile Wide 230V/27W DALI 4000K, Black	2520lm, CRI 90, 20-45°, 3-phase, PULSE DALI
	<input type="checkbox"/>	NEOPW40C-AHD-3	Neo Profile Wide 230V/27W DALI 4000K, White	2520lm, CRI 90, 20-45°, 3-phase, PULSE DALI

NEO PROFILE WIDE CC

Solo version, without driver.

2700K	<input type="checkbox"/>	NEOPW27C-CCS-1	Neo Profile Wide CC/700mA Solo 2700K, Grey	2160lm, Vf=36V, CRI 95, 20-45°, 1m cable
	<input type="checkbox"/>	NEOPW27C-CCS-2	Neo Profile Wide CC/700mA Solo 2700K, Black	2160lm, Vf=36V, CRI 95, 20-45°, 1m cable
	<input type="checkbox"/>	NEOPW27C-CCS-3	Neo Profile Wide CC/700mA Solo 2700K, White	2160lm, Vf=36V, CRI 95, 20-45°, 1m cable
3000K	<input type="checkbox"/>	NEOPW30C-CCS-1	Neo Profile Wide CC/700mA Solo 3000K, Grey	2300lm, Vf=36V, CRI 95, 20-45°, 1m cable
	<input type="checkbox"/>	NEOPW30C-CCS-2	Neo Profile Wide CC/700mA Solo 3000K, Black	2300lm, Vf=36V, CRI 95, 20-45°, 1m cable
	<input type="checkbox"/>	NEOPW30C-CCS-3	Neo Profile Wide CC/700mA Solo 3000K, White	2300lm, Vf=36V, CRI 95, 20-45°, 1m cable
4000K	<input type="checkbox"/>	NEOPW40C-CCS-1	Neo Profile Wide CC/700mA Solo 4000K, Grey	2520lm, Vf=36V, CRI 90, 20-45°, 1m cable
	<input type="checkbox"/>	NEOPW40C-CCS-2	Neo Profile Wide CC/700mA Solo 4000K, Black	2520lm, Vf=36V, CRI 90, 20-45°, 1m cable
	<input type="checkbox"/>	NEOPW40C-CCS-3	Neo Profile Wide CC/700mA Solo 4000K, White	2520lm, Vf=36V, CRI 90, 20-45°, 1m cable