

neo Profile

A profile with extra wide beam angle




The variable 20–45° beam angle is great for illuminating large objects, and also makes it ideal for tight spaces. Built-in shaping shutters provides excellent control.

The benefits

- Very sharp edges
- Perfect color rendering and color consistency
- Shape the light with great accuracy

Choose the variant that fits your needs.

	Analog	DMX	DALI	Casambi
Article	AL	AHX	AHD	AHC
Function	Integrated manual dimmer 0-100%	Wireless DMX via Lumenradio	DALI controlled 1-100%	Bluetooth Low Energy protocol
3 Phase Tracks	Fits most known	Fits most known	Global Trac Pulse	Fits most known

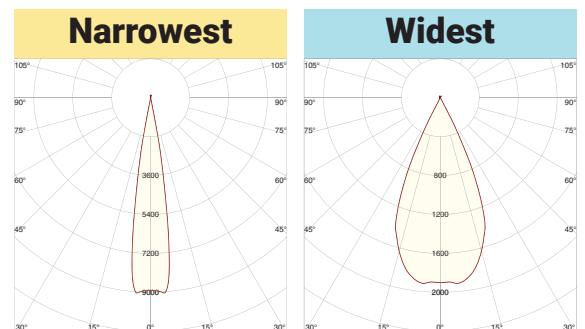
Neo Profile Wide Specification

Material	Lamp housing made of die-cast magnesium Adapter housing made of PBT/PC 10 GF Anti-reflective zoom lenses made of glass
Finish	Grey (RAL 9006) Black (RAL 9005) White (RAL 9016)
System	3-phase circuit track
Protection class	IP20
Operating voltage	230V~ 50/60Hz
Power consumption	24W
Beam angle	Adjustable 20–45°
Color temperatures	2700K, 3000K, 4000K
Swivels	>365°
Tilts	>90°
Gobo	E-size (37,5mm)
Weight	1080 g (with adapter)
Features	Filter holder, phase selector, toolless pan and tilt lock
Optional accessories	Gobo holder, Gobo patterns
Always included	Filter pack



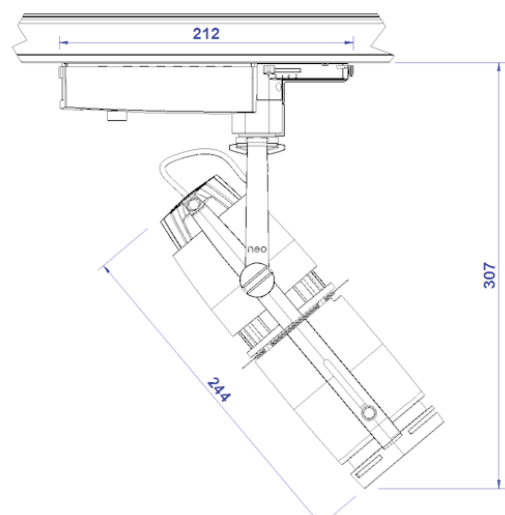
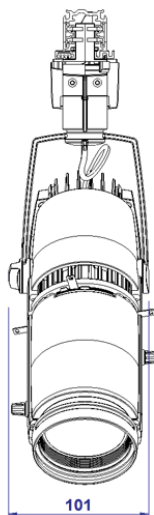
Light Data

LED Lumen	2000 lm
Luminaire Lumen	1000 lm
CRI	95 (Typical 98 CRI)
Red component R9	>80
MacAdam	2-step ellipse (SDCM 2)
TM30-18 Rf	94
TM30-18 Rg	100



[m]	Ø	Lux	Ø	Lux
1	0,3	8928	0,8	1899
2	0,6	2232	1,7	475
3	0,9	992	2,5	211
	Cut off	23,7	Cut off	57,6
	Field angle	22,7	Field angle	55,5
	Beam angle	17,2	Beam angle	45,8

Light data from 3000K



SPOTLIGHTS
NEO PROFILE WIDE



NEO PROFILE WIDE ANALOG

Built-in local dimmer (0-100%)
Slim profile adapter

2700K	<input type="checkbox"/>	NEOPW27C-AL-1	Neo Profile Wide 230V/24W 2700K, Grey	CRI 95, SDCM2, 20-45°, 3-phase, dimmer
	<input type="checkbox"/>	NEOPW27C-AL-2	Neo Profile Wide 230V/24W 2700K, Black	CRI 95, SDCM2, 20-45°, 3-phase, dimmer
	<input type="checkbox"/>	NEOPW27C-AL-3	Neo Profile Wide 230V/24W 2700K, White	CRI 95, SDCM2, 20-45°, 3-phase, dimmer
3000K	<input type="checkbox"/>	NEOPW30C-AL-1	Neo Profile Wide 230V/24W 3000K, Grey	CRI 95, SDCM2, 20-45°, 3-phase, dimmer
	<input type="checkbox"/>	NEOPW30C-AL-2	Neo Profile Wide 230V/24W 3000K, Black	CRI 95, SDCM2, 20-45°, 3-phase, dimmer
	<input type="checkbox"/>	NEOPW30C-AL-3	Neo Profile Wide 230V/24W 3000K, White	CRI 95, SDCM2, 20-45°, 3-phase, dimmer
4000K	<input type="checkbox"/>	NEOPW40C-AL-1	Neo Profile Wide 230V/24W 4000K, Grey	CRI 95, SDCM2, 20-45°, 3-phase, dimmer
	<input type="checkbox"/>	NEOPW40C-AL-2	Neo Profile Wide 230V/24W 4000K, Black	CRI 95, SDCM2, 20-45°, 3-phase, dimmer
	<input type="checkbox"/>	NEOPW40C-AL-3	Neo Profile Wide 230V/24W 4000K, White	CRI 95, SDCM2, 20-45°, 3-phase, dimmer



NEO PROFILE WIDE DMX

Wireless DMX via Lumenradio CRMX
Configuration via built-in display
Fits most known 3-phase tracks
Local dimmer (0-100%)



2700K	<input type="checkbox"/>	NEOPW27C-AHX-1	Neo Profile Wide 230V/24W DMX 2700K, Grey	CRI 95, SDCM2, 20-45°, 3-phase, wireless DMX
	<input type="checkbox"/>	NEOPW27C-AHX-2	Neo Profile Wide 230V/24W DMX 2700K, Black	CRI 95, SDCM2, 20-45°, 3-phase, wireless DMX
	<input type="checkbox"/>	NEOPW27C-AHX-3	Neo Profile Wide 230V/24W DMX 2700K, White	CRI 95, SDCM2, 20-45°, 3-phase, wireless DMX
3000K	<input type="checkbox"/>	NEOPW30C-AHX-1	Neo Profile Wide 230V/24W DMX 3000K, Grey	CRI 95, SDCM2, 20-45°, 3-phase, wireless DMX
	<input type="checkbox"/>	NEOPW30C-AHX-2	Neo Profile Wide 230V/24W DMX 3000K, Black	CRI 95, SDCM2, 20-45°, 3-phase, wireless DMX
	<input type="checkbox"/>	NEOPW30C-AHX-3	Neo Profile Wide 230V/24W DMX 3000K, White	CRI 95, SDCM2, 20-45°, 3-phase, wireless DMX
4000K	<input type="checkbox"/>	NEOPW40C-AHX-1	Neo Profile Wide 230V/24W DMX 4000K, Grey	CRI 95, SDCM2, 20-45°, 3-phase, wireless DMX
	<input type="checkbox"/>	NEOPW40C-AHX-2	Neo Profile Wide 230V/24W DMX 4000K, Black	CRI 95, SDCM2, 20-45°, 3-phase, wireless DMX
	<input type="checkbox"/>	NEOPW40C-AHX-3	Neo Profile Wide 230V/24W DMX 4000K, White	CRI 95, SDCM2, 20-45°, 3-phase, wireless DMX



NEO PROFILE WIDE DALI

DALI (Dimming 1-100%).
Equipped with a DALI driver for Global Trac PULSE track



2700K	<input type="checkbox"/>	NEOPW27C-AHD-1	Neo Profile Wide 230V/24W DALI 2700K, Grey	CRI 95, SDCM2, 20-45°, 3-phase, PULSE DALI
	<input type="checkbox"/>	NEOPW27C-AHD-2	Neo Profile Wide 230V/24W DALI 2700K, Black	CRI 95, SDCM2, 20-45°, 3-phase, PULSE DALI
	<input type="checkbox"/>	NEOPW27C-AHD-3	Neo Profile Wide 230V/24W DALI 2700K, White	CRI 95, SDCM2, 20-45°, 3-phase, PULSE DALI
3000K	<input type="checkbox"/>	NEOPW30C-AHD-1	Neo Profile Wide 230V/24W DALI 3000K, Grey	CRI 95, SDCM2, 20-45°, 3-phase, PULSE DALI
	<input type="checkbox"/>	NEOPW30C-AHD-2	Neo Profile Wide 230V/24W DALI 3000K, Black	CRI 95, SDCM2, 20-45°, 3-phase, PULSE DALI
	<input type="checkbox"/>	NEOPW30C-AHD-3	Neo Profile Wide 230V/24W DALI 3000K, White	CRI 95, SDCM2, 20-45°, 3-phase, PULSE DALI
4000K	<input type="checkbox"/>	NEOPW40C-AHD-1	Neo Profile Wide 230V/24W DALI 4000K, Grey	CRI 95, SDCM2, 20-45°, 3-phase, PULSE DALI
	<input type="checkbox"/>	NEOPW40C-AHD-2	Neo Profile Wide 230V/24W DALI 4000K, Black	CRI 95, SDCM2, 20-45°, 3-phase, PULSE DALI
	<input type="checkbox"/>	NEOPW40C-AHD-3	Neo Profile Wide 230V/24W DALI 4000K, White	CRI 95, SDCM2, 20-45°, 3-phase, PULSE DALI



NEO PROFILE WIDE CASAMBI

Fixture is configured using the Casambi app
Fits most known 3-phase tracks

2700K	<input type="checkbox"/>	NEOPW27C-AHC-1	Neo Profile Wide 230V/24W Casambi 2700K, Grey	CRI 95, SDCM2, 20-45°, 3-phase
	<input type="checkbox"/>	NEOPW27C-AHC-2	Neo Profile Wide 230V/24W Casambi 2700K, Black	CRI 95, SDCM2, 20-45°, 3-phase
	<input type="checkbox"/>	NEOPW27C-AHC-3	Neo Profile Wide 230V/24W Casambi 2700K, White	CRI 95, SDCM2, 20-45°, 3-phase
3000K	<input type="checkbox"/>	NEOPW30C-AHC-1	Neo Profile Wide 230V/24W Casambi 3000K, Grey	CRI 95, SDCM2, 20-45°, 3-phase
	<input type="checkbox"/>	NEOPW30C-AHC-2	Neo Profile Wide 230V/24W Casambi 3000K, Black	CRI 95, SDCM2, 20-45°, 3-phase
	<input type="checkbox"/>	NEOPW30C-AHC-3	Neo Profile Wide 230V/24W Casambi 3000K, White	CRI 95, SDCM2, 20-45°, 3-phase
4000K	<input type="checkbox"/>	NEOPW40C-AHC-1	Neo Profile Wide 230V/24W Casambi 4000K, Grey	CRI 95, SDCM2, 20-45°, 3-phase
	<input type="checkbox"/>	NEOPW40C-AHC-2	Neo Profile Wide 230V/24W Casambi 4000K, Black	CRI 95, SDCM2, 20-45°, 3-phase
	<input type="checkbox"/>	NEOPW40C-AHC-3	Neo Profile Wide 230V/24W Casambi 4000K, White	CRI 95, SDCM2, 20-45°, 3-phase



NEO PROFILE WIDE CC SOLO

No driver / adapter included
Operated by external LED driver, max 600 mA / 22W, Vf = 36V

2700K	<input type="checkbox"/>	NEOPW27C-CCS-1	Neo Profile Wide CC/600mA Solo 2700K, Grey	Vf=36V, 600mA, CRI 95, SDCM2, 20-45°, 1m cable
	<input type="checkbox"/>	NEOPW27C-CCS-2	Neo Profile Wide CC/600mA Solo 2700K, Black	Vf=36V, 600mA, CRI 95, SDCM2, 20-45°, 1m cable
	<input type="checkbox"/>	NEOPW27C-CCS-3	Neo Profile Wide CC/600mA Solo 2700K, White	Vf=36V, 600mA, CRI 95, SDCM2, 20-45°, 1m cable
3000K	<input type="checkbox"/>	NEOPW30C-CCS-1	Neo Profile Wide CC/600mA Solo 3000K, Grey	Vf=36V, 600mA, CRI 95, SDCM2, 20-45°, 1m cable
	<input type="checkbox"/>	NEOPW30C-CCS-2	Neo Profile Wide CC/600mA Solo 3000K, Black	Vf=36V, 600mA, CRI 95, SDCM2, 20-45°, 1m cable
	<input type="checkbox"/>	NEOPW30C-CCS-3	Neo Profile Wide CC/600mA Solo 3000K, White	Vf=36V, 600mA, CRI 95, SDCM2, 20-45°, 1m cable
4000K	<input type="checkbox"/>	NEOPW40C-CCS-1	Neo Profile Wide CC/600mA Solo 4000K, Grey	Vf=36V, 600mA, CRI 95, SDCM2, 20-45°, 1m cable
	<input type="checkbox"/>	NEOPW40C-CCS-2	Neo Profile Wide CC/600mA Solo 4000K, Black	Vf=36V, 600mA, CRI 95, SDCM2, 20-45°, 1m cable
	<input type="checkbox"/>	NEOPW40C-CCS-3	Neo Profile Wide CC/600mA Solo 4000K, White	Vf=36V, 600mA, CRI 95, SDCM2, 20-45°, 1m cable