

# neo Profile **Narrow**

**A bright contour spotlight with advanced zoom optics**



Neo Profile Narrow is developed for use in museums and art galleries. It has two sliding lenses to adjust the size and focus of the light beam. Built-in beam shaping shutters provides excellent control.

#### The benefits

- Excellent contour spotlight with very sharp edges
- Perfect color rendering and color consistency
- Shape the light with great accuracy

Choose the variant that fits your needs.

	Analog	DMX	DALI	Casambi
Article	AL	AHX	AHD	AHC
Function	Integrated manual dimmer 0-100%	Wireless DMX via Lumenradio	DALI controlled 1-100%	Bluetooth Low Energy protocol
3 Phase Tracks	Fits most known	Fits most known	Global Trac Pulse	Fits most known

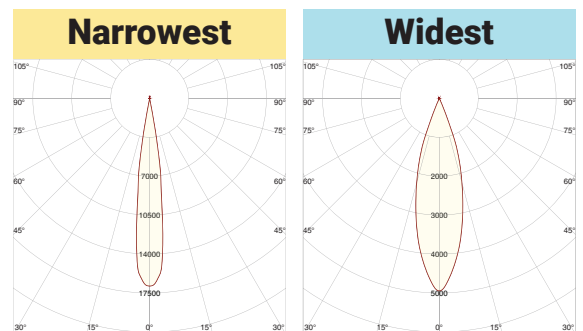
## Neo Profile Narrow Specification

Material	Lamp housing made of die-cast magnesium Adapter housing made of PBT/PC 10 GF Anti-reflective zoom lenses made of glass
Finish	Grey (RAL 9006) Black (RAL 9005) White (RAL 9016)
System	3-phase circuit track
Protection class	IP20
Operating voltage	230V~ 50/60Hz
Power consumption	24W
Beam angle	Adjustable 14–27°
Color temperatures	2700K, 3000K, 4000K
Swivels	>365°
Tilts	>90°
Gobo	E-size (37,5mm)
Weight	1080 g (with adapter)
Features	Filter holder, phase selector, toolless pan and tilt lock
Optional accessories	Gobo holder, Gobo patterns
Always included	Filter pack



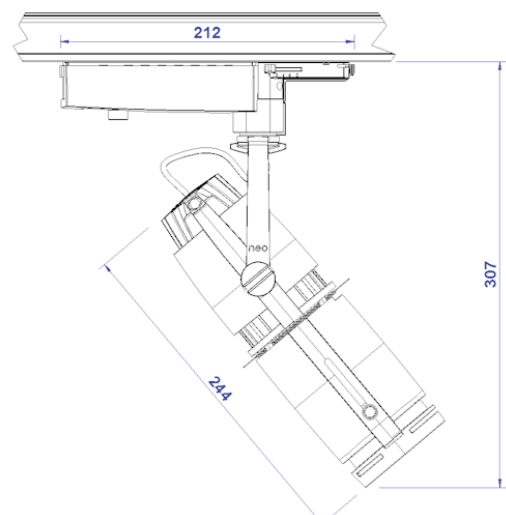
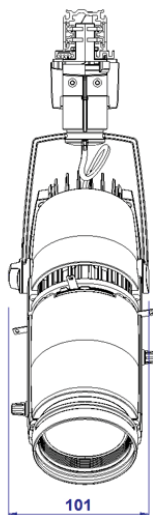
## Light Data

LED Lumen	2000 lm
Luminaire Lumen	1000 lm
CRI	95 (Typical 98 CRI)
Red component R9	>80
MacAdam	2-step ellipse (SDCM 2)
TM30-18 Rf	94
TM30-18 Rg	101



	[m]	∅	Lux	∅	Lux
	1	0,3	16806	0,5	4905
	2	0,5	4201	1	1226
	3	0,8	1050	1,5	545
		<b>Cut off</b>	22,7	<b>Cut off</b>	48,3
		<b>Field angle</b>	21,4	<b>Field angle</b>	44,3
		<b>Beam angle</b>	14,3	<b>Beam angle</b>	28,1

Light data from 3000K



SPOTLIGHTS  
NEO PROFILE NARROW



**NEO PROFILE NARROW ANALOG**

Built-in local dimmer (0-100%)  
Slim profile adapter

2700K	<input type="checkbox"/>	NEOPN27C-AL-1	Neo Profile Narrow 230V/24W 2700K, Grey	CRI 95, SDCM2, 14-27°, 3-phase, dimmer
	<input type="checkbox"/>	NEOPN27C-AL-2	Neo Profile Narrow 230V/24W 2700K, Black	CRI 95, SDCM2, 14-27°, 3-phase, dimmer
	<input type="checkbox"/>	NEOPN27C-AL-3	Neo Profile Narrow 230V/24W 2700K, White	CRI 95, SDCM2, 14-27°, 3-phase, dimmer
3000K	<input type="checkbox"/>	NEOPN30C-AL-1	Neo Profile Narrow 230V/24W 3000K, Grey	CRI 95, SDCM2, 14-27°, 3-phase, dimmer
	<input type="checkbox"/>	NEOPN30C-AL-2	Neo Profile Narrow 230V/24W 3000K, Black	CRI 95, SDCM2, 14-27°, 3-phase, dimmer
	<input type="checkbox"/>	NEOPN30C-AL-3	Neo Profile Narrow 230V/24W 3000K, White	CRI 95, SDCM2, 14-27°, 3-phase, dimmer
4000K	<input type="checkbox"/>	NEOPN40C-AL-1	Neo Profile Narrow 230V/24W 4000K, Grey	CRI 95, SDCM2, 14-27°, 3-phase, dimmer
	<input type="checkbox"/>	NEOPN40C-AL-2	Neo Profile Narrow 230V/24W 4000K, Black	CRI 95, SDCM2, 14-27°, 3-phase, dimmer
	<input type="checkbox"/>	NEOPN40C-AL-3	Neo Profile Narrow 230V/24W 4000K, White	CRI 95, SDCM2, 14-27°, 3-phase, dimmer



**NEO PROFILE NARROW DMX**

Wireless DMX via Lumenradio CRMX  
Configuration via built-in display  
Fits most known 3-phase tracks  
Local dimmer (0-100%)



2700K	<input type="checkbox"/>	NEOPN27C-AHX-1	Neo Profile Narrow 230V/24W DMX 2700K, Grey	CRI 95, SDCM2, 14-27°, 3-phase, wireless DMX
	<input type="checkbox"/>	NEOPN27C-AHX-2	Neo Profile Narrow 230V/24W DMX 2700K, Black	CRI 95, SDCM2, 14-27°, 3-phase, wireless DMX
	<input type="checkbox"/>	NEOPN27C-AHX-3	Neo Profile Narrow 230V/24W DMX 2700K, White	CRI 95, SDCM2, 14-27°, 3-phase, wireless DMX
3000K	<input type="checkbox"/>	NEOPN30C-AHX-1	Neo Profile Narrow 230V/24W DMX 3000K, Grey	CRI 95, SDCM2, 14-27°, 3-phase, wireless DMX
	<input type="checkbox"/>	NEOPN30C-AHX-2	Neo Profile Narrow 230V/24W DMX 3000K, Black	CRI 95, SDCM2, 14-27°, 3-phase, wireless DMX
	<input type="checkbox"/>	NEOPN30C-AHX-3	Neo Profile Narrow 230V/24W DMX 3000K, White	CRI 95, SDCM2, 14-27°, 3-phase, wireless DMX
4000K	<input type="checkbox"/>	NEOPN40C-AHX-1	Neo Profile Narrow 230V/24W DMX 4000K, Grey	CRI 95, SDCM2, 14-27°, 3-phase, wireless DMX
	<input type="checkbox"/>	NEOPN40C-AHX-2	Neo Profile Narrow 230V/24W DMX 4000K, Black	CRI 95, SDCM2, 14-27°, 3-phase, wireless DMX
	<input type="checkbox"/>	NEOPN40C-AHX-3	Neo Profile Narrow 230V/24W DMX 4000K, White	CRI 95, SDCM2, 14-27°, 3-phase, wireless DMX



**NEO PROFILE NARROW DALI**

DALI (Dimming 1-100%).  
Equipped with a DALI driver for Global Trac PULSE track



2700K	<input type="checkbox"/>	NEOPN27C-AHD-1	Neo Profile Narrow 230V/24W DALI 2700K, Grey	CRI 95, SDCM2, 14-27°, 3-phase, PULSE DALI
	<input type="checkbox"/>	NEOPN27C-AHD-2	Neo Profile Narrow 230V/24W DALI 2700K, Black	CRI 95, SDCM2, 14-27°, 3-phase, PULSE DALI
	<input type="checkbox"/>	NEOPN27C-AHD-3	Neo Profile Narrow 230V/24W DALI 2700K, White	CRI 95, SDCM2, 14-27°, 3-phase, PULSE DALI
3000K	<input type="checkbox"/>	NEOPN30C-AHD-1	Neo Profile Narrow 230V/24W DALI 3000K, Grey	CRI 95, SDCM2, 14-27°, 3-phase, PULSE DALI
	<input type="checkbox"/>	NEOPN30C-AHD-2	Neo Profile Narrow 230V/24W DALI 3000K, Black	CRI 95, SDCM2, 14-27°, 3-phase, PULSE DALI
	<input type="checkbox"/>	NEOPN30C-AHD-3	Neo Profile Narrow 230V/24W DALI 3000K, White	CRI 95, SDCM2, 14-27°, 3-phase, PULSE DALI
4000K	<input type="checkbox"/>	NEOPN40C-AHD-1	Neo Profile Narrow 230V/24W DALI 4000K, Grey	CRI 95, SDCM2, 14-27°, 3-phase, PULSE DALI
	<input type="checkbox"/>	NEOPN40C-AHD-2	Neo Profile Narrow 230V/24W DALI 4000K, Black	CRI 95, SDCM2, 14-27°, 3-phase, PULSE DALI
	<input type="checkbox"/>	NEOPN40C-AHD-3	Neo Profile Narrow 230V/24W DALI 4000K, White	CRI 95, SDCM2, 14-27°, 3-phase, PULSE DALI



### NEO PROFILE NARROW CASAMBI

Fixture is configured using the Casambi app  
Fits most known 3-phase tracks

2700K	<input type="checkbox"/>	NEOPN27C-AHC-1	Neo Profile Narrow 230V/24W Casambi 2700K, Grey	CRI 95, SDCM2, 14-27°, 3-phase
	<input type="checkbox"/>	NEOPN27C-AHC-2	Neo Profile Narrow 230V/24W Casambi 2700K, Black	CRI 95, SDCM2, 14-27°, 3-phase
	<input type="checkbox"/>	NEOPN27C-AHC-3	Neo Profile Narrow 230V/24W Casambi 2700K, White	CRI 95, SDCM2, 14-27°, 3-phase
3000K	<input type="checkbox"/>	NEOPN30C-AHC-1	Neo Profile Narrow 230V/24W Casambi 3000K, Grey	CRI 95, SDCM2, 14-27°, 3-phase
	<input type="checkbox"/>	NEOPN30C-AHC-2	Neo Profile Narrow 230V/24W Casambi 3000K, Black	CRI 95, SDCM2, 14-27°, 3-phase
	<input type="checkbox"/>	NEOPN30C-AHC-3	Neo Profile Narrow 230V/24W Casambi 3000K, White	CRI 95, SDCM2, 14-27°, 3-phase
4000K	<input type="checkbox"/>	NEOPN40C-AHC-1	Neo Profile Narrow 230V/24W Casambi 4000K, Grey	CRI 95, SDCM2, 14-27°, 3-phase
	<input type="checkbox"/>	NEOPN40C-AHC-2	Neo Profile Narrow 230V/24W Casambi 4000K, Black	CRI 95, SDCM2, 14-27°, 3-phase
	<input type="checkbox"/>	NEOPN40C-AHC-3	Neo Profile Narrow 230V/24W Casambi 4000K, White	CRI 95, SDCM2, 14-27°, 3-phase



### NEO PROFILE NARROW CC SOLO

No driver / adapter included  
Operated by external LED driver, max 600 mA / 22W, Vf = 36V

2700K	<input type="checkbox"/>	NEOPN27C-CCS-1	Neo Profile Narrow CC/600mA Solo 2700K, Grey	Vf=36V, 600mA, CRI 95, SDCM2, 14-27°, 1m cable
	<input type="checkbox"/>	NEOPN27C-CCS-2	Neo Profile Narrow CC/600mA Solo 2700K, Black	Vf=36V, 600mA, CRI 95, SDCM2, 14-27°, 1m cable
	<input type="checkbox"/>	NEOPN27C-CCS-3	Neo Profile Narrow CC/600mA Solo 2700K, White	Vf=36V, 600mA, CRI 95, SDCM2, 14-27°, 1m cable
3000K	<input type="checkbox"/>	NEOPN30C-CCS-1	Neo Profile Narrow CC/600mA Solo 3000K, Grey	Vf=36V, 600mA, CRI 95, SDCM2, 14-27°, 1m cable
	<input type="checkbox"/>	NEOPN30C-CCS-2	Neo Profile Narrow CC/600mA Solo 3000K, Black	Vf=36V, 600mA, CRI 95, SDCM2, 14-27°, 1m cable
	<input type="checkbox"/>	NEOPN30C-CCS-3	Neo Profile Narrow CC/600mA Solo 3000K, White	Vf=36V, 600mA, CRI 95, SDCM2, 14-27°, 1m cable
4000K	<input type="checkbox"/>	NEOPN40C-CCS-1	Neo Profile Narrow CC/600mA Solo 4000K, Grey	Vf=36V, 600mA, CRI 95, SDCM2, 14-27°, 1m cable
	<input type="checkbox"/>	NEOPN40C-CCS-2	Neo Profile Narrow CC/600mA Solo 4000K, Black	Vf=36V, 600mA, CRI 95, SDCM2, 14-27°, 1m cable
	<input type="checkbox"/>	NEOPN40C-CCS-3	Neo Profile Narrow CC/600mA Solo 4000K, White	Vf=36V, 600mA, CRI 95, SDCM2, 14-27°, 1m cable